


BISTAR

TP6H72P **144 half-cell**

335 - 355W

Half-cut poly



KEY FEATURES



half-cut cell technology

New circuit design, lower internal current, lower Rs loss



Significantly lower the risk of hot spot

Special circuit design with much lower hot spot temperature



Lower LCOE

2% more power generation, lower LCOE



Excellent Anti-PID performance

2 times of industry standard Anti-PID test by TUV SUD



IP68 junction box

High waterproof level

SYSTEM & PRODUCT CERTIFICATES

- IEC 61215 / IEC 61730 / UL 1703
- ISO 9001: 2015 Quality Management System
- ISO 14001: 2015 Environment Management System
- ISO 45001: 2018 Occupational Health and Safety Management Systems

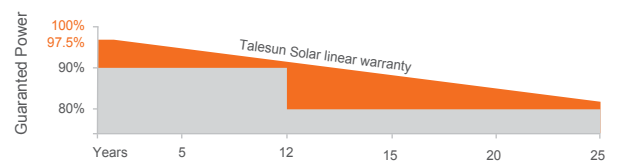


PERFORMANCE WARRANTY

12 years
Quality assurance

25 years
Power output guarantee

■ Talesun standard
■ Industry standard



ELECTRICAL PARAMETERS

Performance at STC (Power Tolerance 0 ~ +3%)

Maximum Power (Pmax/W)	335	340	345	350	355
Operating Voltage (Vmpp/W)	37.4	37.7	38	38.3	38.6
Operating Current (Impp/A)	8.96	9.02	9.08	9.14	9.20
Open-Circuit Voltage (Voc/V)	45.7	46.0	46.2	46.5	46.8
Short-Circuit Current (Isc/A)	9.46	9.51	9.58	9.64	9.70
Module Efficiency η (%)	16.7	16.9	17.1	17.4	17.7

Performance at NMOT

Maximum Power (Pmax/W)	249.5	253.1	256.8	260.5	264.2
Operating Voltage (Vmpp/W)	34.8	35.0	35.3	35.5	35.8
Operating Current (Impp/A)	7.17	7.22	7.28	7.33	7.38
Open-Circuit Voltage (Voc/V)	42.5	42.7	42.9	43.2	43.5
Short-Circuit Current (Isc/A)	7.65	7.69	7.75	7.8	7.84

STC: Irradiance 1000W/m², Cell Temperature 25°C, Air Mass AM1.5 NMOT: Irradiance at 800W/m², Ambient Temperature 20°C, Air Mass AM1.5, Wind Speed 1m/s

MECHANICAL SPECIFICATION

Cell Type	Poly-Crystalline Silicon (5Busbar)
Cell Dimensions	158.75*158.75mm (6inches)
Cell Arrangement	144 (6*24)
Weight	22.5kg (49.06lbs)
Module Dimensions	2008*1002*35mm (79.06*39.45*1.38inches)
Cable Length (Portrait)	(+)300mm (11.81inches) / (-)300mm (11.81inches)
Cable Length (Landscape)	(+)1200mm (47.24inches) / (-)1200mm (47.24inches)
Cable Cross Section Size	4mm ² (0.006inches ²)
Front Glass	3.2mm High Transmission, Tempered Glass
No. of Bypass Diodes	3/6
Packing Configuration(1)	31pcs/carton, 682pcs/40hq
Packing Configuration(2)	31+4pcs/carton, 726pcs/40hq
Frame	Anodized Aluminium Alloy
Junction Box	IP68

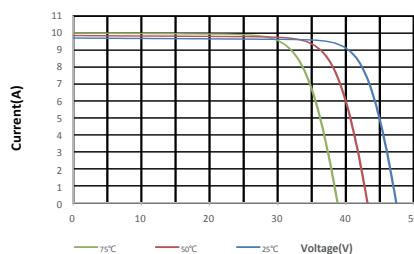
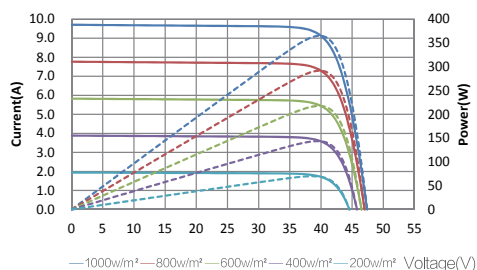
OPERATING CONDITIONS

Maximum System Voltage	1500V/DC
Operating Temperature	-40°C ~ +85°C
Maximum Series Fuse	20A
Static Loading	5400pa
Conductivity at Ground	≤0.1Ω
Safety Class	II
Resistance	≥100MΩ
Connector	MC4 Compatible

TEMPERATURE COEFFICIENT

Temperature Coefficient Pmax	-0.39%/°C
Temperature Coefficient Voc	-0.31%/°C
Temperature Coefficient Isc	+0.054%/°C
NMOT	43±2°C

I-V CURVE



TECHNICAL DRAWINGS

